

B.Tech/M.Tech Admission 2022



Instructions for Students to submit online application

Online application form is available at the admission portal http://lbscentre.kerala.gov.in/lbscek/users/registration_login.

Students can log via the above link and can fill in the application form and submit it for verification.

LOGIN CREDENTIALS FOR STUDENTS

- **Username: 22A<Roll Number>**
Eg: if Roll number in allotment memo is 116578 then username will be 22A116578
- **Password: lbs@1234**

 **Office of the Commissioner for Entrance Examinations, Kerala** 
ADMISSION TO PROFESSIONAL DEGREE COURSES : 2020
Allotment Memo KEAM 2020
Second Phase Dated: 23-10-2020

Roll Number 149902
Application Number 1205722
Name
Engineering Rank

Allotment Details



Course Applied Electronics & Instrumentation (AE)
College LBS Institute of Tech. for Women, Poojapura, TVPM (LBT)
Seat Type State Merit (SM)

Fee Details

Tuition Fee	Rs.35000/-	Fee to be Paid to CEE	NIL
Fee to be Paid at College	Rs.25000/-	Fee to be Refunded by CEE	NIL
Deposit to be Paid at the College	NIL	Already Paid at CEE	Rs.10000/-

Date of Joining: from 27-10-2020 to 31-10-2020

Place: Thiruvananthapuram
Date: 23-10-2020

 
Commissioner for Entrance Examinations


Documents to be produced at the time of admission

1. Data Sheet of KEAM 2020
2. Allotment Memo of this phase
3. Certificate to prove date of birth
4. Transfer Certificate from the Institution last attended and Conduct Certificate
5. Original mark list of Higher Secondary or equivalent

Instructions to fill the application form:

LOGIN Page For students:

http://lbscentre.kerala.gov.in/lbscek/users/registration_login.

**LBS College of Engineering**
(Managed by LBS Centre for Science & Technology - A Govt of Kerala Undertaking)

Instructions

- ✓ Login using your Roll Number as username(21A'RollNo') and password lbs@1234
- ✓ Fill in your application form in four stages and submit the application.
- ✓ At verification desk verify your documents and get your challan for Fee remitting.


[Read more](#)

Student Registration

Copyright © 2017-2018 LBS Institute of Technology for Women, Ph:+91 471 2349232. All rights reserved.Version 1.1.0





STAGE 1: STUDENTS DETAILS

[Logout](#)



LBS College of Engineering

(Managed by LBS Centre for Science & Technology - A Govt. of Kerala Undertaking)



Application Date: 23/10/2020 Roll No.: 113

Student Details

Student Name: ANU Date of Birth: 01/01/2002 Gender: Female

Mobile Number: 32432 Aadhar Number: 454554 Email address: an@gmail.co

Nationality: asasd Native Place: asdasd

Institution Last Studied: asdas TC Number: 7887 TC Date: 05/10/2020


Admission Type: Btech-Regula	Admission Quota: Management	Religion: Hindu	Community Category: OBC/SEBC
Admission Category: BX - BACKWARD CHRISTIAN	Caste: SIUC	Branch to which admitted: B.Tech : Electronics and Communication	Receipt Number: 515456
Entrance Exam Rank: 54664	Amount paid at KEAM: 10000.00		
Receipt Date: 12/10/2020			

[Save and continue](#)

- **Institution last studied** is the institute from which the TC is provided.
- **Admission Quota and Category** should be as per given in the Allotment Memo
- **Receipt number** : fee receipt number / online transaction ID for the amount paid at KEAM.
- **On completing stage 1 Save and Continue to next Stage**





STAGE 2: PARENT/GUARDIAN DETAILS

[Logout](#)



LBS College of Engineering

(Managed by LBS Centre for Science & Technology - A Govt. of Kerala Undertaking)



Parent/Guardian Details

Parent Name	Mobile Number	Occupation
<input type="text" value="Parent Name"/>	<input type="text" value="Parent Mobile Number"/>	<input type="text" value="Occupation of Parent"/>

Permanent Address

House Number/Name	Street
<input type="text" value="House Number"/>	<input type="text" value="Street"/>
Village	District
<input type="text" value="Place"/>	<input type="text" value="District"/>
State	Pin Code
<input type="text" value="State"/>	<input type="text" value="PIN"/>

Communication Address

Same as Permanent Address

House Number/Name	Street
<input type="text" value="House Number"/>	<input type="text" value="Street"/>
Village	District
<input type="text" value="Place"/>	<input type="text" value="District"/>
State	Pin Code
<input type="text" value="State"/>	<input type="text" value="PIN"/>

Do you have Local Guardian other than parent

Local Guardian Details


Local Guardian Name (if any)	Relationship	Contact Number
<input type="text" value="Local Guardian Name"/>	<input type="text" value="Relationship with Local guardian"/>	<input type="text" value="0"/>





House Number/Name	Street
<input type="text" value="House Number"/>	<input type="text" value="Street"/>
Village	District
<input type="text" value="Place"/>	<input type="text" value="District"/>
State	Pin Code
<input type="text" value="State"/>	<input type="text" value="PIN"/>

- If the communication address is same as the permanent address, select the check box given at the communication address heading.
- If you have a local guardian other than your parents select the check box and fill the details.
- **On completing stage 2 Save and Continue to next Stage**

STAGE 3: EDUCATIONAL QUALIFICATION

[Logout](#)

**LBS College of Engineering**
(Managed by LBS Centre for Science & Technology - A Govt. of Kerala Undertaking)



Educational Qualification

Exam Passed (Board/University)

Other

Exam Passed **Board/University**

Month of Passing **Year of Passing** **Register Number**

Details of Marks secured

Subject	Max Marks/Point	Min Marks/Point(Pass Mark)	Marks/CGPA Obtained	%
Chemistry/Equivalent	<input type="text"/>	<input type="text"/>	<input type="text"/>	
Physics	<input type="text"/>	<input type="text"/>	<input type="text"/>	
Mathematics	<input type="text"/>	<input type="text"/>	<input type="text"/>	

Save and continue

- Exam passed : Qualifying exam passed
- Details of Mark Secured: Enter the marks or Grade points as per the Mark list produced. (IF the Board Examinations are conducted in both years-as for HSE/VHSE, the total marks of two years in the respective subjects is to be given.)
- On completing stage 3 Save and Continue to next Stage

STAGE 4: Application Submission

The screenshot displays the 'STAGE 4: Application Submission' page on the LBS Institute website. The page features a header with the LBS Institute logo and navigation icons. The main content area contains a form with several sections: 'Documents to be produced', 'Personal Details', 'Academic Details', 'Declaration', and 'Submit'. A red box highlights the 'Documents to be produced' section, which lists various documents to be submitted. Another red box highlights the 'Declaration' section, which contains a statement of truth and a 'Submit' button. A third red box highlights the 'Submit' button at the bottom of the form. The page also includes a footer with 'Activate Windows' text.

- Documents to be produced at the time of admission will be listed. Make sure all the documents are ready with you.
- Verify the details entered and if there is any changes you can go back to the respective stages and make the changes, save and continue .
- After confirming the data select the declaration given at the end of the page and click the submit button for final submission of your application.
- After final submission, you can either download your application as pdf or take a print out of the same.
- **Click the logout button at the top right corner of the page before you leave.**

***NOTE : No changes can be made after final submission, so verify carefully before submitting the application.**